

Tax Rate Town Hall

Sunday, October 6, 2024



Derecho & Beryl Expenditures

	Total Estimate	General Fund Portion	Local Share of General Fund Portion (25%)
Derecho			
Debris Removal (A)	\$ 35,505,085	\$ 35,505,085	\$ 8,876,271
Emergency Protective Measures (B)	\$ 2,976,827	\$ 1,076,827	\$ 269,207
Roads/Bridges (C)	\$ -	\$ -	\$ -
Buildings/Equipment (E)	\$ 4,998,144	\$ 4,845,291	\$ 1,211,323
Utilities (F)	\$ 259,756	\$ -	\$ -
Parks, Recreational, and Other (G)	\$ 150,000	\$ 150,000	\$ 37,500
Derecho Total	\$ 43,889,812	\$ 41,577,203	\$ 10,394,301
Beryl			
Debris Removal (A)	\$ 95,292,464	\$ 95,292,464	\$ 23,823,116
Emergency Protective Measures (B)	\$ 32,285,175	\$ 19,835,629	\$ 4,958,907
Roads/Bridges (C)	\$ 8,827,100	\$ -	\$ -
Buildings/Equipment (E)	\$ 3,338,403	\$ 1,819,348	\$ 454,837
Utilities (F)	\$ 8,995,776	\$ 102,000	\$ 25,500
Parks, Recreational, and Other (G)	\$ 18,000,000	\$ 1,000,000	\$ 250,000
Beryl Total	\$ 166,738,918	\$ 118,049,441	\$ 29,512,360
Total Disaster	\$ 210,628,730	\$ 159,626,644	\$ 39,906,661

Tax Rate Scenarios

	Change from Current Rate	Tax Rate	\$ vs. Budget	Expenditure Cut Needed	Notes
A	-	0.519190	(\$46M)	\$86M	Cut needed to cover shortfall and 25% of disasters
B	1.7 cents	0.536480	-	\$40M	Cut needed to cover 25% of disasters
C	3.2 cents	0.551600	\$40M	-	No cuts needed in FY25, sufficient revenues to cover 25% of disasters
D	4.5 cents	0.564026	\$73M	(\$33M)	Sufficient revenues to cover 25% of disasters and act as additional cash flow for disaster recovery
E	6.2 cents	0.581393	\$119M	(\$79M)	Sufficient revenues to cover 25% of disasters and act as additional cash flow for disaster recovery

Impact to average homeowner:

A: No change

B: \$55.55 (over 65/disabled at \$10.60)

C: \$104.13 (over 65/disabled at \$19.87)

D: \$162.35 (over 65/disabled at \$30.98)

E: \$218.96 (over 65/disabled at \$42.78)

FY 2025 General Fund Total Department Budgets



TRASH

\$99M



POLICE

\$1B



PARKS

\$89M



FIRE

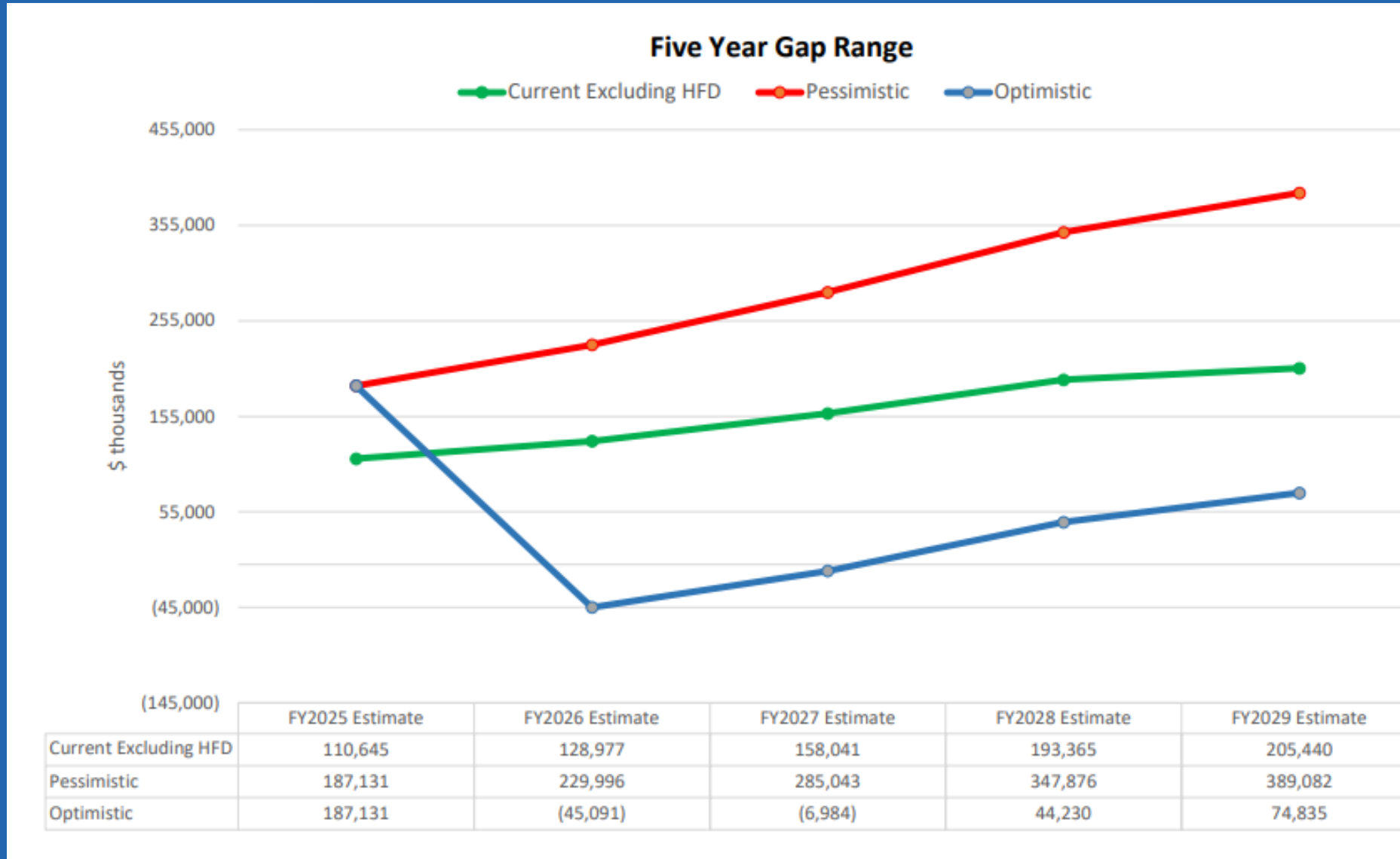
\$636M



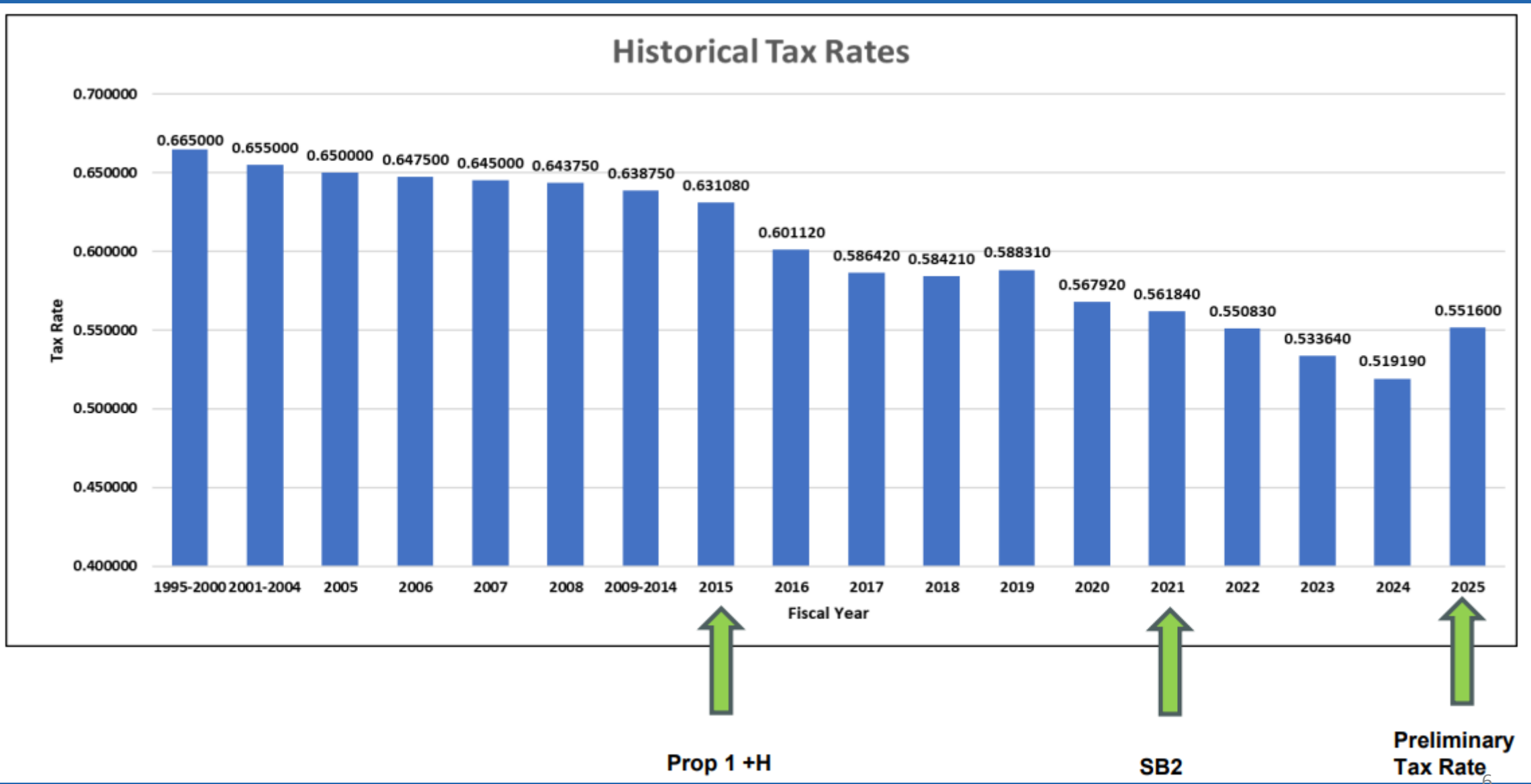
LIBRARIES

\$52M

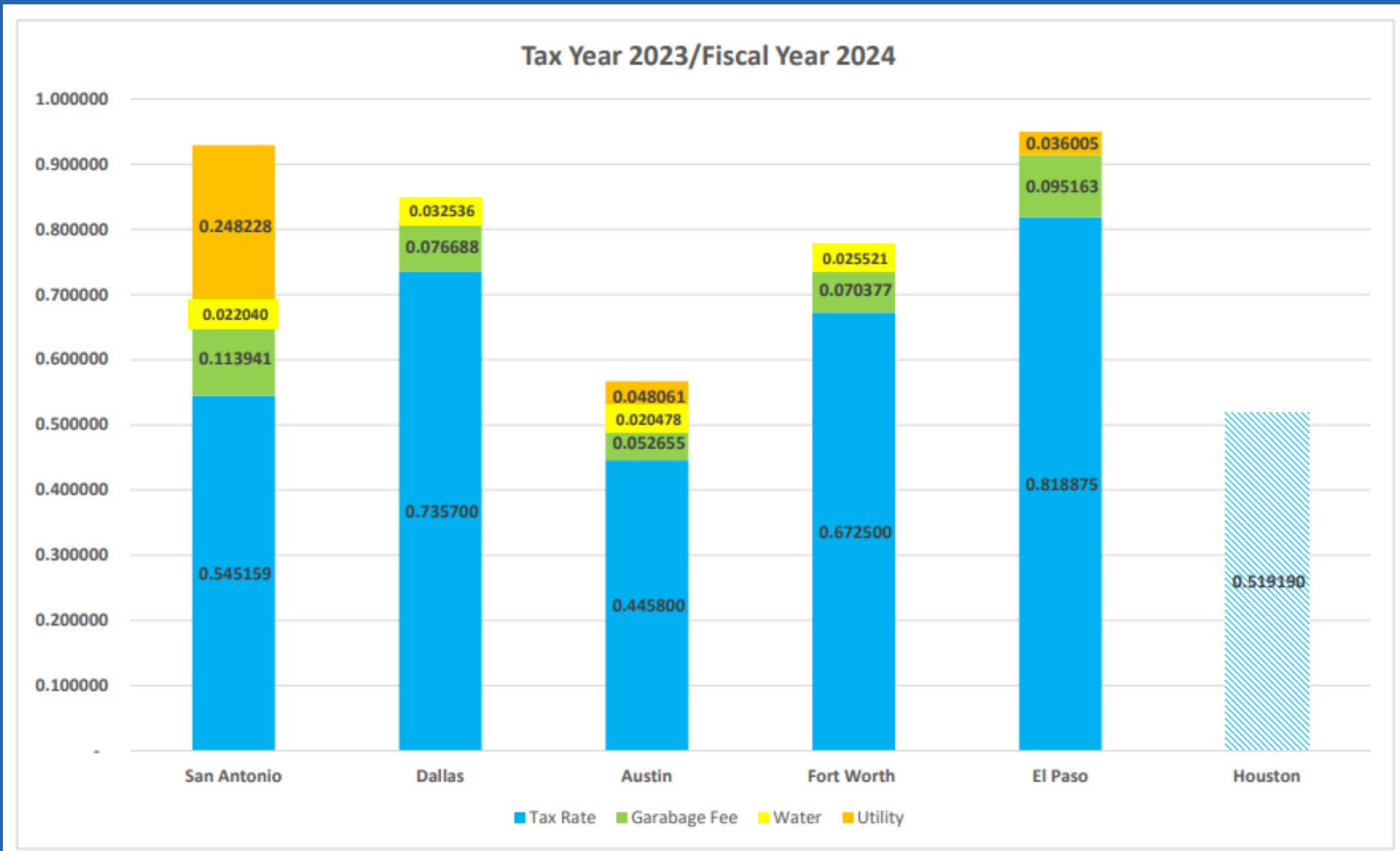
Budget Gap Projections



Houston's Tax Rate



Other City Comparisons



Financial Considerations

- Police, fire, and municipal contract obligations
- Ambulances
- HPD patrol & investigations
- Streets & drainage
- Quality of life – solid waste, parks, neighborhood nuisances, BARC
- Deferred maintenance of city facilities

Ongoing Efforts

- Ernst & Young audit
- Eliminate vacancies
- Reduce duplication and overlapping services
- Find efficiencies
- Root out fraud, waste, & abuse
- Seek funding from county, state, & federal

Tax Rate Town Hall

PUBLIC COMMENT

