

Housing & Community Affairs Committee

February 20, 2018



Sylvester Turner, Mayor



Tom McCasland, Director

Item II.a.: Child Care Council of Greater Houston Homeless Services Program (All Districts)

- Emergency shelter, case management, short-term rental assistance for approximately **2,000 homeless persons** through nine agencies
- **\$1,815,245** in ESG and CDBG funds and totals **100%** of program cost
- Contract extended: April 1, 2018 - March 31, 2019

Category	Contract Amount	Percent
Administrative	\$70,915.00	4%
Project Delivery	\$349,471.00	19%
Program Services	\$1,394,859.00	77%
Total	\$1,815,245.00	100%

Item II.b.: Child Care Council of Greater Houston Child Care Program (All Districts)

- Child care services and parental development for approximately **70 families** through five agencies
- **\$360,000** in CDBG funds represents **100%** of program cost
- Contract extended: April 1, 2018 - March 31, 2019

Category	Contract Amount	Percent
Project Delivery	\$74,033.00	20.6%
Program Services	\$285,967.00	79.4%
Total	\$360,000.00	100%

Item II.c.: Child Care Council of Greater Houston Juvenile Delinquency Prevention (All Districts)

- Cultural/recreational activities and prevention services for substance abuse, gang involvement, school drop-outs for appx. **968 youth** through seven agencies
- **\$360,000** in CDBG funds represents **100%** of program cost
- Contract extended: April 1, 2018 - March 31, 2019

Category	Contract Amount	Percent
Project Delivery	\$73,789.00	20.5%
Program Services	\$286,211.00	79.5%
Total	\$360,000.00	100%

Item II.d.: A Caring Safe Place

Lydia's Place SRO/Transitional Housing (Districts B and H)

- Lydia's Place: permanent housing and support services for **15 homeless persons** living with HIV/AIDS
- Transitional housing and support services for **30 homeless persons** living with HIV/AIDS
- **\$897,149.75** in HOPWA funds represents **55%** of program cost
- Contract extended: April 1, 2018 - March 31, 2019

Category	Contract Amount	Percent
Administrative	\$60,852.65	6.8%
Support Services	\$344,580.75	38.4%
Operations	\$491,716.35	54.8%
Total	\$897,149.75	100%

Item II.e.: Houston Volunteer Lawyers Program Legal Support Services and Clinics (All Districts)

- Legal assistance and legal clinics for **150 low income households** affected by HIV/AIDS
- Up to **22,000 hours** of legal services and **30 legal advice clinics**
- **\$150,000** in HOPWA funds represents **73%** of program cost
- Contract extended: April 1, 2018 - March 31, 2019

Category	Contract Amount	Percent
Administrative	\$10,500.00	7%
Supportive Services	\$139,500.00	93%
Total	\$150,000.00	100%

Item II.f.: Village Learning Center Special Needs Vocational/Educational Program (District E)

- Vocational/Educational services for **96 special needs** individuals through volunteering, community service, training and possible employment
- **\$150,000** in CDBG funds represents **30%** of program cost
- Contract extended: March 1, 2018 - February 28, 2019

Category	Contract Amount	Percent
Administrative	\$0.00	0%
Program Services	\$150,000.00	100%
Total	\$150,000.00	100%

Item II.g.: Salvation Army Young Adult Resource Center (District D)

- Emergency and permanent housing and supportive services for **150 homeless young adults**
- **\$140,000** in HHSP funds represents **31%** of program cost
- Contract extended: March 1, 2018 - April 30, 2019

Category	Contract Amount	Percent
Administrative	\$0.00	0%
Program Services	\$140,000.00	100%
Total	\$140,000.00	100%

Item III.: Mayberry Homes

Single Family Development Contract

(Eligible Districts: A, B, D, E, F, H, I, J, K)

- Agreement with **Mayberry Homes** to develop affordable single-family homes in designated NSP1 and NSP3 areas
- Not to exceed **\$705,213.33** for purchase of land and construction
- Mayberry is one of **several contractors** to be rotated from a pool to provide these services



Item IV.: Public Facilities

Hernandez Tunnel Contract Amendment (District H)

- Amendment moves CDBG-DR 2.2 funds between budget categories to cover construction increase in Phase II of tunnel project
 - Paving
 - Wall repairs
 - Pedestrian railing
 - Graffiti removal and coating
 - Safety lighting
 - Warning system



- Adds \$87,381, making overall project cost \$1,460,899
 - Increase covered by moving funds from Project Delivery to Architectural-Engineering
 - No additional funding
- Construction schedule: July 2018 – December 2018

Item V.: General Services Department HCDD Lease Agreement for 2100 Travis (District C)

- HCDD's current lease at 601 Sawyer costs \$905,519.28 per year with proposed increase to \$1,343,959 per year
- 10-year lease at 2100 Travis would average \$853,968 per year
- After build-out, cost savings to city would be \$2.3 million
- Total not to exceed \$11,170,442 in TIRZ and CDBG funds



Housing & Community Affairs Committee Director's Report

February 20, 2018



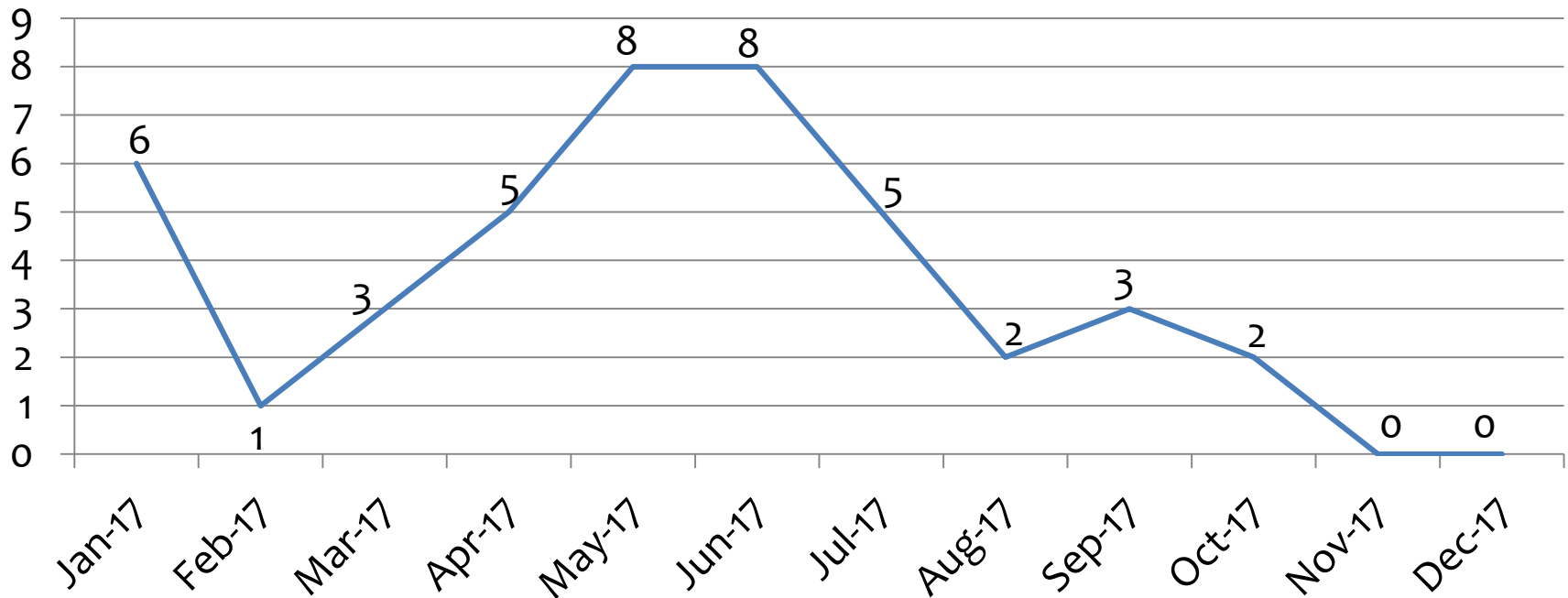
Sylvester Turner, Mayor



Tom McCasland, Director

Disaster Recovery Program Round 2

Total Homes Completed in Past 12 Months: 43

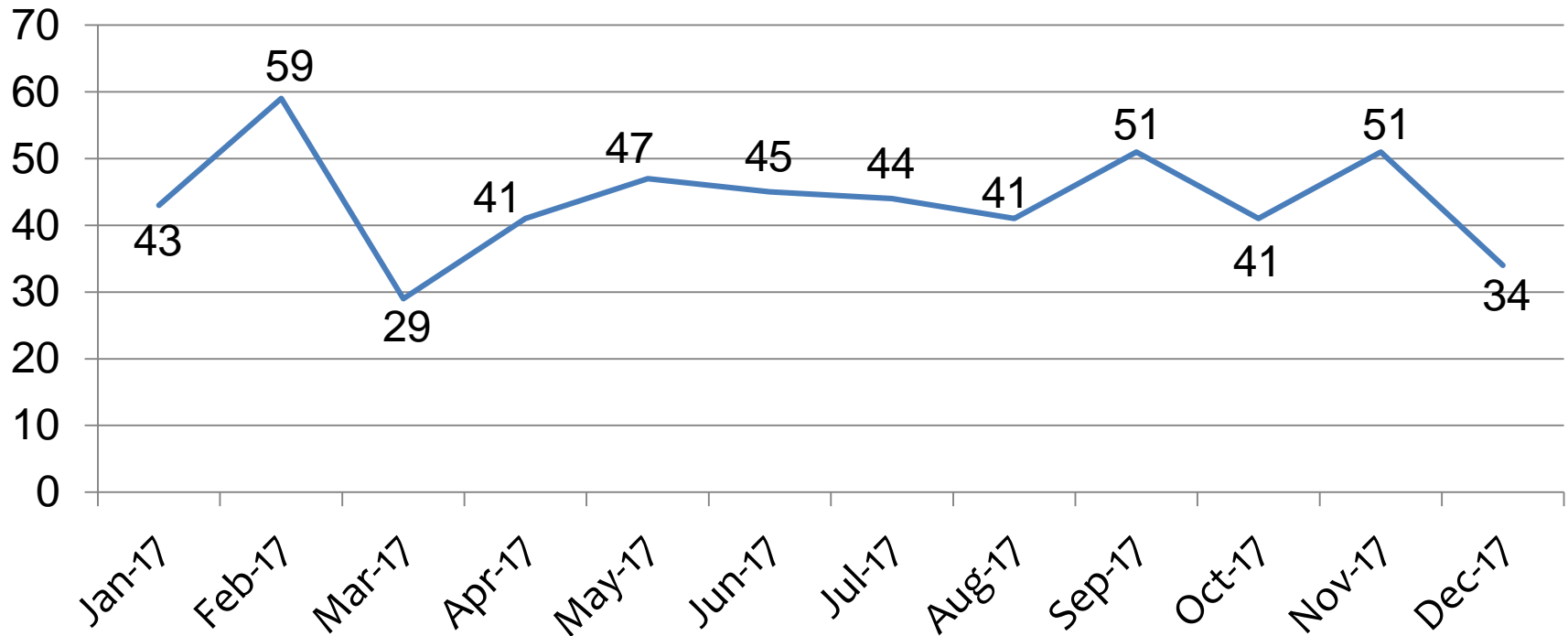


Expenditures: \$7,777,827

Admin & Project Delivery: \$1,613,818 (20.7%)

Blue Tarp & Home Repair Program

Total Homes Served in Past 12 Months: 526



Total Cost of Repairs: \$5,624,458

Total Admin: \$456,550 (8.5%)

SINGLE-FAMILY HOUSING RECOVERY TIMELINE

(as of 2/19/2018)

PROGRAM	SERVICE GOAL	PART II APPS RECEIVED	PART II APPS UNDER REVIEW	INELIGIBLE / DECLINED APPS	COMPLETED APPS	APPROVED APPS	UNDER CONSTRUCTION	COMPLETED
BLUE TARP	1,500	0	0	0	0	763	24	739
DR2	322	0	0	0	0	4	5	313
HRP – TIER 1 MINOR REPAIRS	1,000	325	11	0	0	0	10	0
HRP – TIER 2 SUBSTANTIAL REPAIRS	2,300	340	171	2	3	23	0	1
HRP – TIER 3 RECONSTRUCTION	2,000	371	38	4	15	0	0	0
2015 STORM DAMAGE	236	25	12	12	1	0	0	0
TOTALS	7,358	1,202	232	18	19	790	39	1,053

SINGLE-FAMILY HOUSING RECOVERY TIMELINE

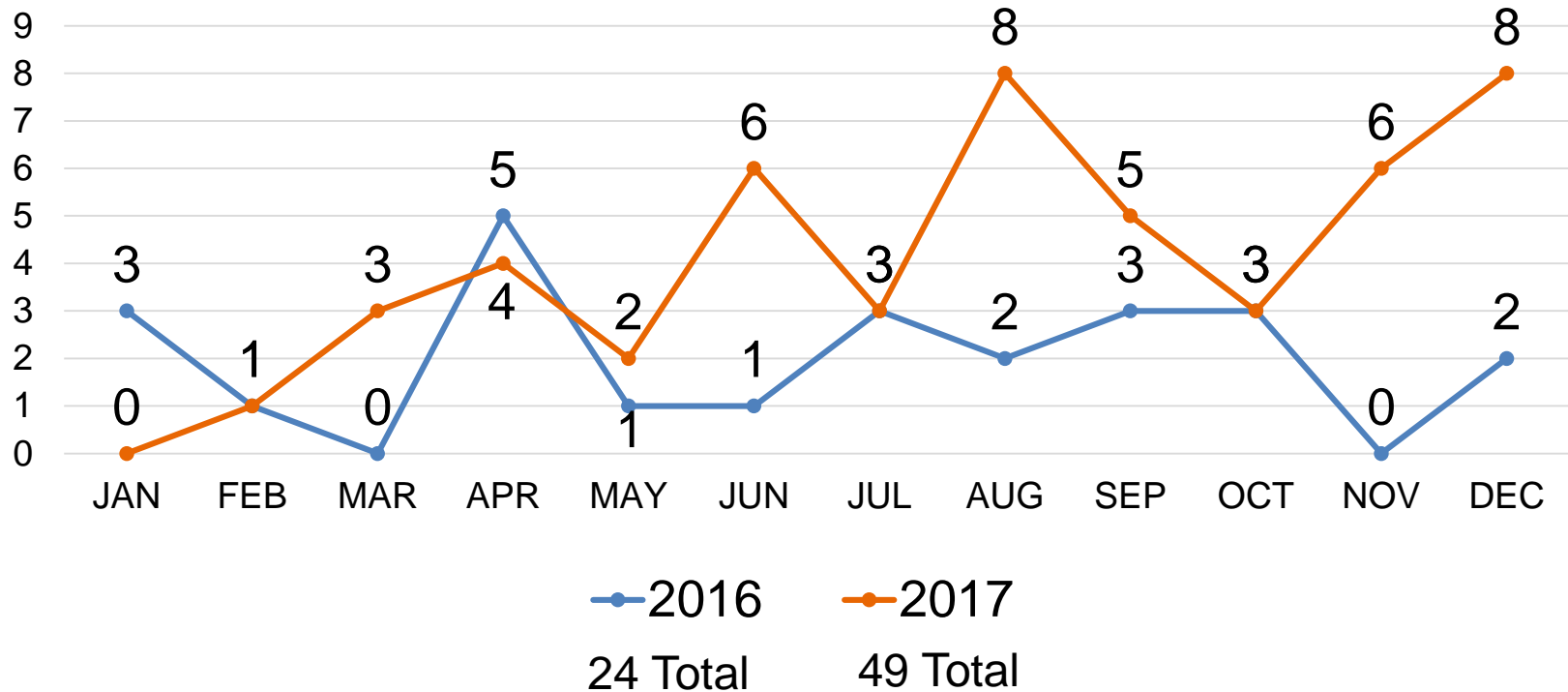
(as of 2/19/2018)

DALHR (DIRECT ASSISTANCE FOR LIMITED HOME REPAIR HARVEY)

FUNDING SOURCE	FEMA / HUD
FUNDS	\$29.5 MM
PER HOME CAP	< \$60 K
AREA MEDIAN INCOME (AMI) LIMITS	NO INCOME REQUIREMENT
APPLICATION APPROVAL	FEMA
WORK PERFORMED BY:	GLO Contractors
START DATE	2/22/2018
TARGETED HOMES	1,050
APPROVED APPLICATIONS (SF, DR15) or INSPECTIONS SCHEDULED	132
INSPECTIONS COMPLETED (DALHR)	12
UNDER CONSTRUCTION	0
COMPLETED HOMES	0

Homebuyer Assistance Program

Total Homebuyers Assisted – 2016 and 2017

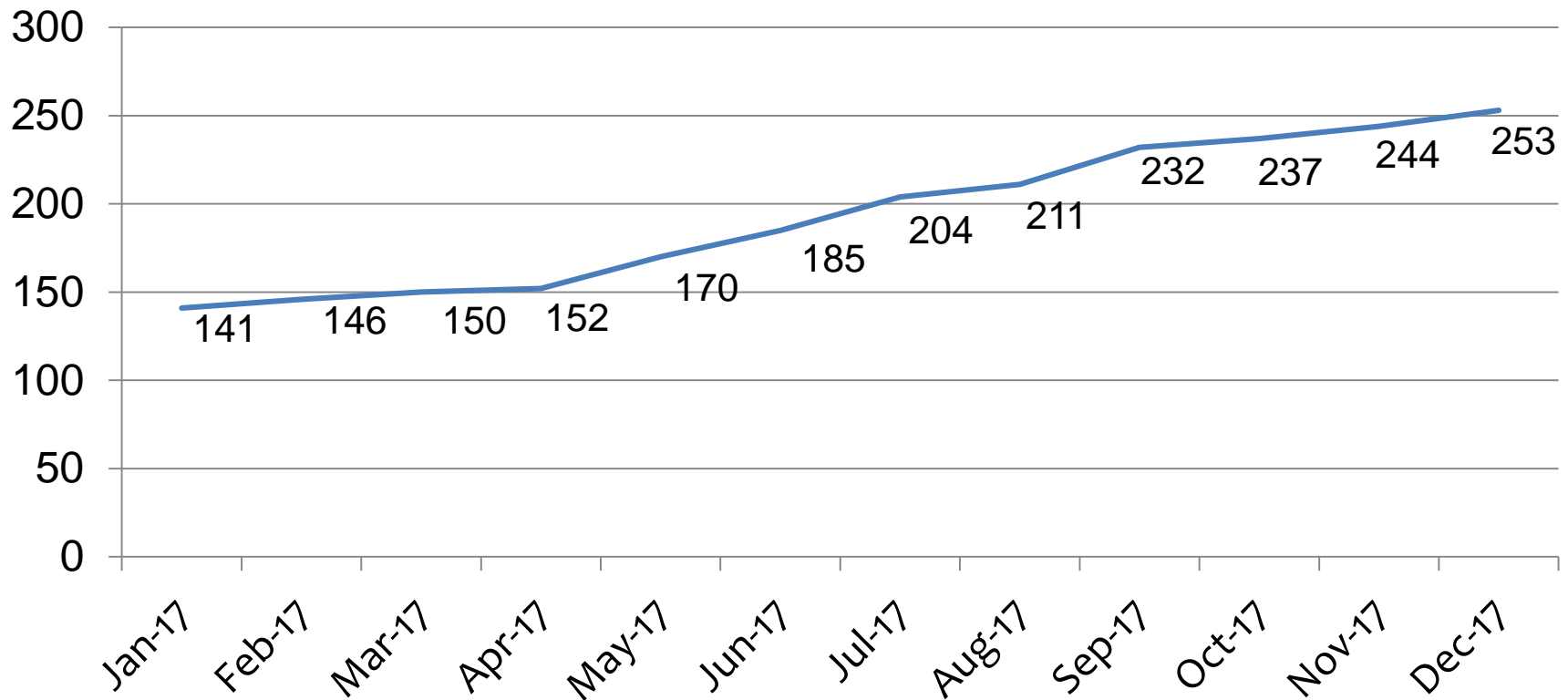


2016 Expenditures: \$270,036
 Total Admin: \$342,734 (126.9%)

2017 Expenditures: \$1,314,782
 Total Admin: \$334,782 (25.4%)

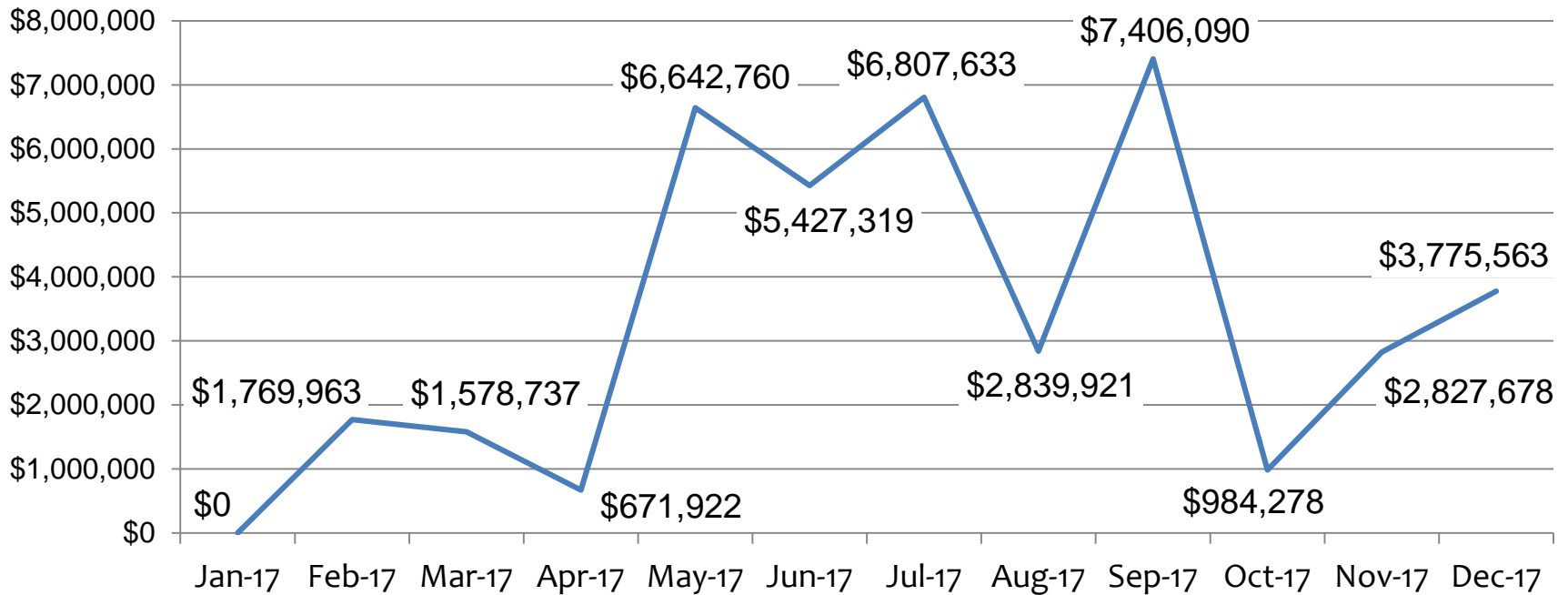
Multifamily Housing Programs

Housing Units Per Month



Multifamily Housing Programs

Expenditures Per Month

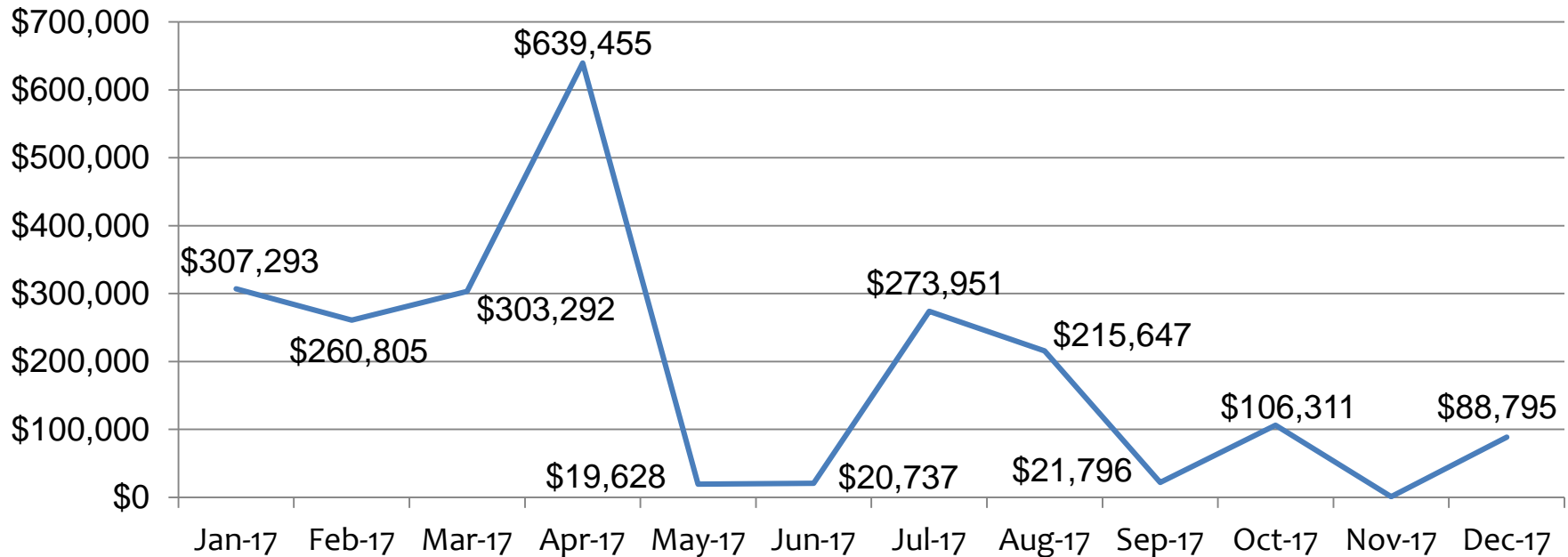


Total Expenditures: \$41,460,227

Total Admin & Project Delivery: \$1,149,257 (2.7%)

Public Facilities

Program Expenditures by Month



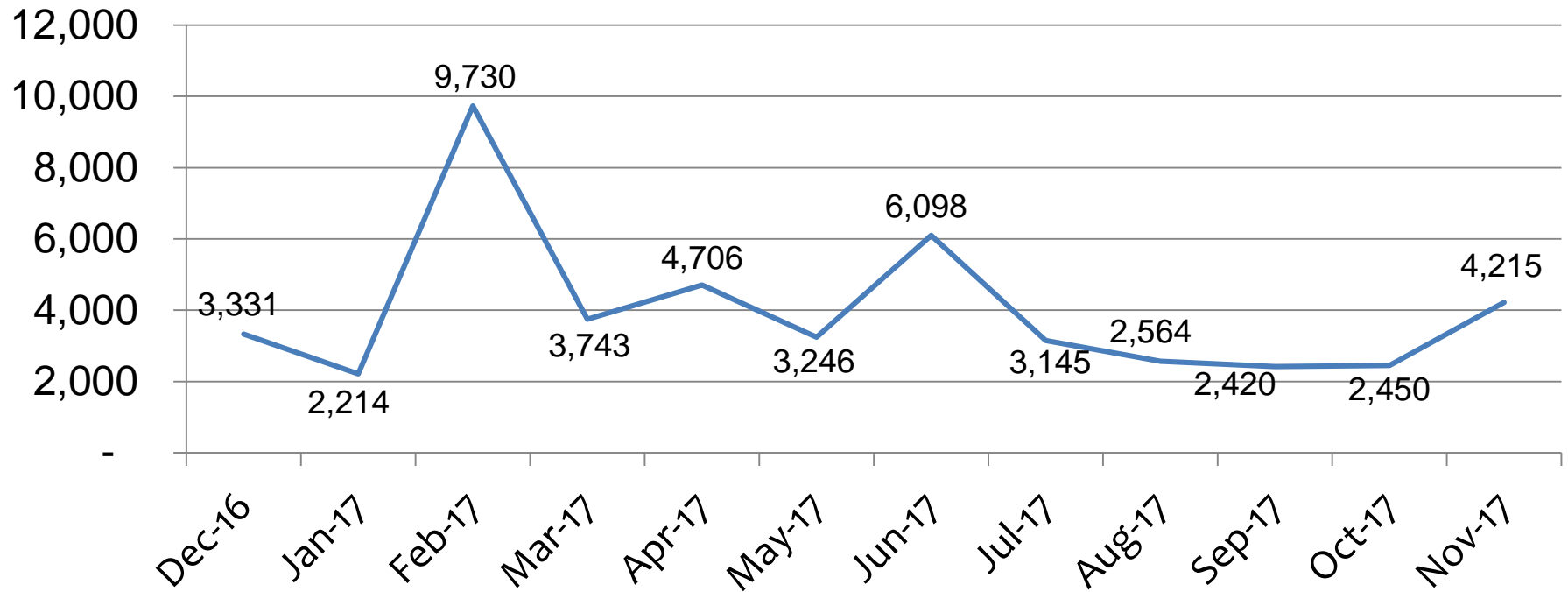
Total Expenditures: \$2,958,002

Current Projects: 0

Total Admin & Project Delivery: \$815,396 (27.5%)

Public Services

Number of Clients Served by Month



Total Expenditures: \$19,632,199

Total Admin: \$655,147 (3.3%)

THANK YOU



HOUSTONHOUSING.ORG