



LEAK REPAIR PROGRAM

GREG EYERLY – DIRECTOR OF HOUSTON WATER

GABRIEL MUSSIO – SENIOR ASSISTANT DIRECTOR OF DRINKING WATER OPERATIONS



PURPOSE

together we create a strong foundation
for Houston to thrive




5 TO THRIVE VALUES

respect | ownership | communication | integrity | teamwork

WATER UTILITIES IN TEXAS

- 6,976 Reservoirs, Lake Caddo, dams used primarily for storage not flood control
- In 2023, Texas saw a population influx of 473,453 people, according to the 2023 population estimates from the U.S. Census Bureau. That's nearly 40,000 new residents per month, or almost 1,300 per day.
- Texas more than doubles the rest of the nation's population growth rate at 16%
- Houston: 92,562 people
- Not one person brought any water with them
- SE and Houston better proximity to access to water sources

HOUSTON WATER – DRINKING WATER UTILITIES



SOURCE WATER

- San Jacinto and Trinity Rivers
- Lake Conroe, Lake Livingston, Lake Houston
- Evangeline and Chicot Aquifer (14% of Supply)



PURIFICATION

- 3 Surface Water Plants (NEWPP, *EWPP, and SEWPP)
- 7 Re-Pump Stations
- 49 Ground Water Plants
- *Primary plant for Houston's water treatment



TRANSMISSION AND DISTRIBUTION

- 7,000 Miles of Pipe

DRINKING WATER CHALLENGES



SOURCE WATER

Water rights are limited, growth will continue. Transmission systems have limited redundancy and are aged infrastructure.



PURIFICATION

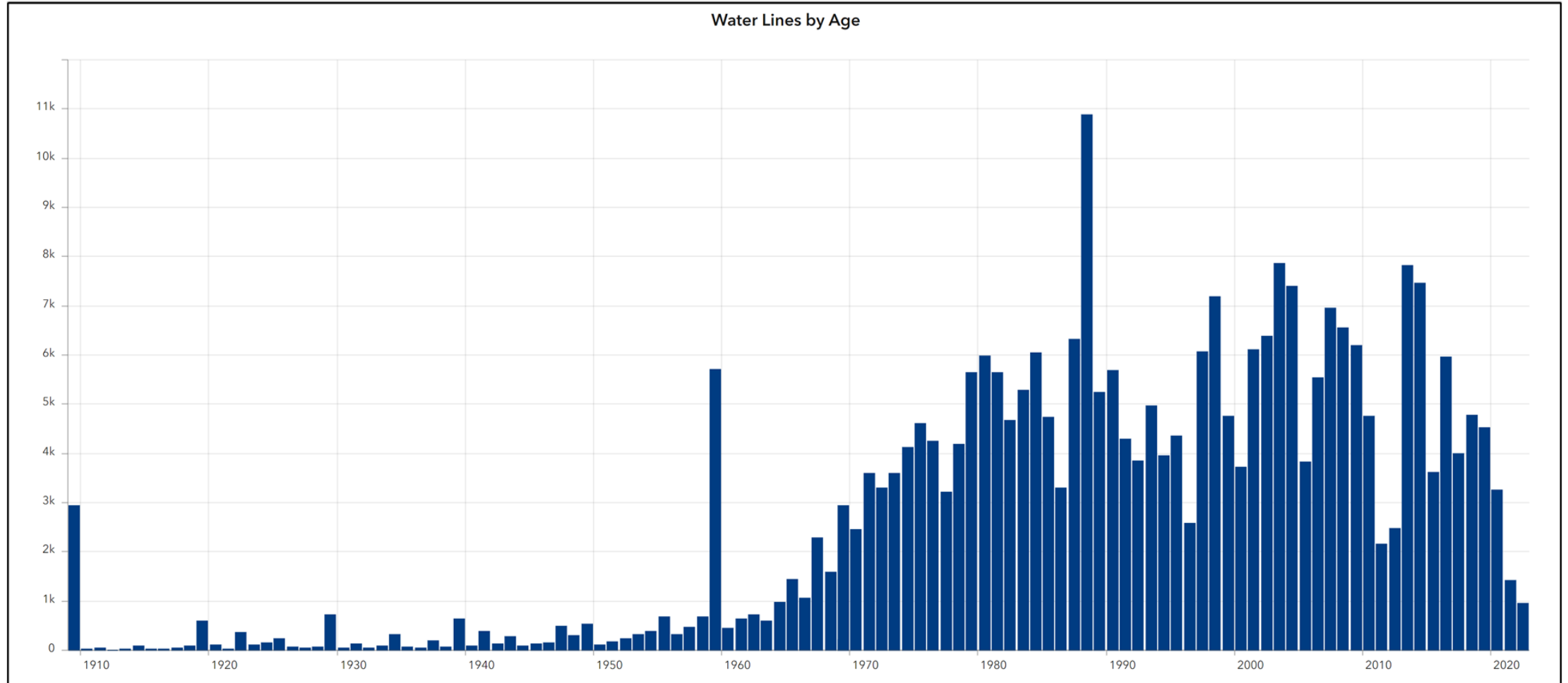
EWPP serves the majority of Houstonians in the City. Plants #1, #2 of EWPP are reaching end of asset life.



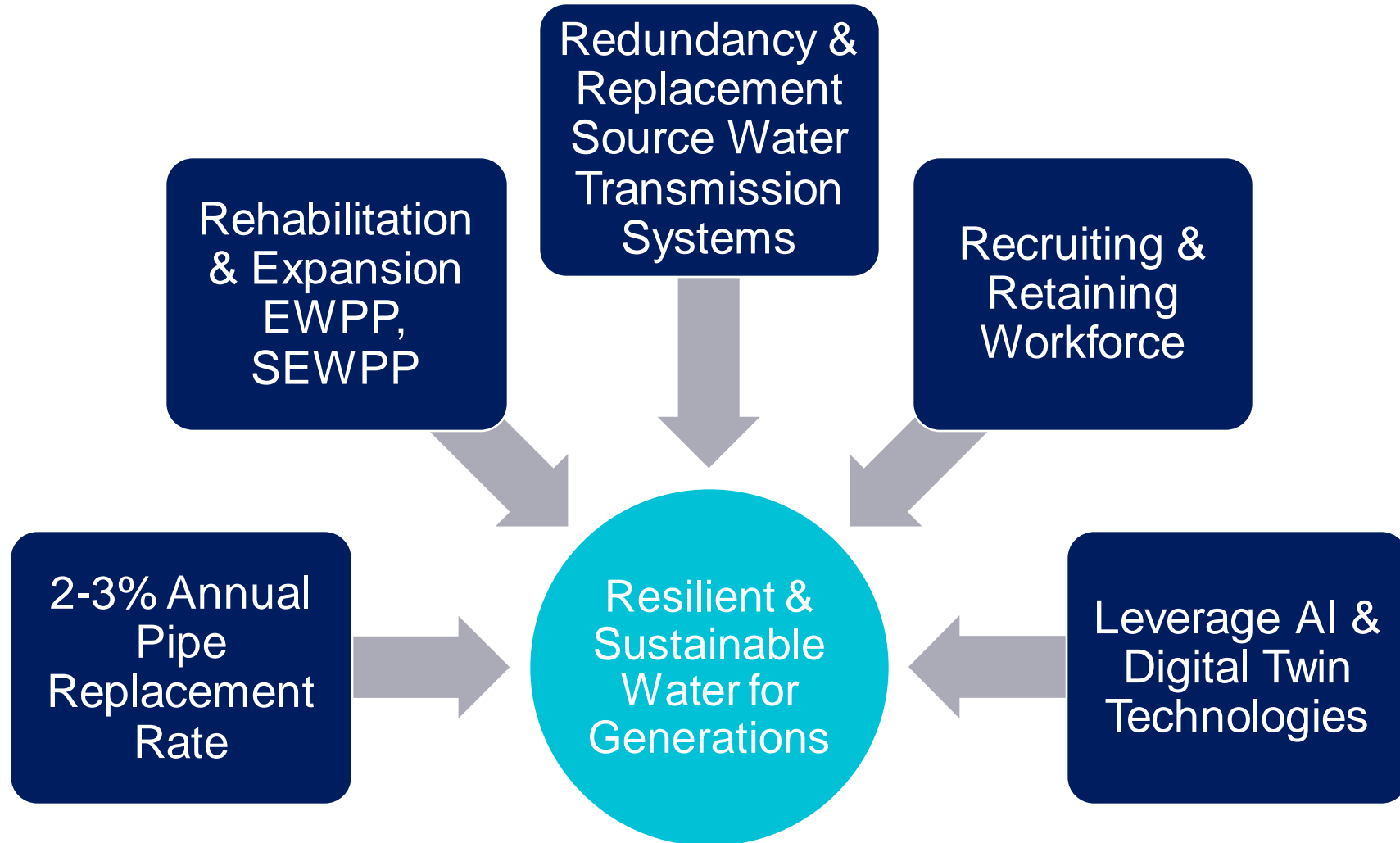
DISTRIBUTION

Portions of distribution system are near end of service life and failures are further exacerbated by drought conditions.

AGE OF WATER LINES



ADDRESSING HOUSTON WATER CHALLENGES



HOW MUCH DOES HOUSTON WATER COST?



At Costco, a pack of 40 water bottles costs \$7.49. For the same value, a customer could receive approximately 9,987 bottles of Houston water.



The average cost of a cell phone plan ranges from \$62 to \$166, while the average Houston water bill falls between \$48 and \$120.



LEAK REPAIR PROGRAM

DASHBOARDS



HOUSTON
PUBLIC WORKS

Report Time Range

Last 90 Days

1/25/2024 - 4/23/2024

Council Districts

All

Daily Average New Leaks Reported

41.6

Daily Average Leaks Repaired

40.8

Weekly Average New Leaks Reported

288.0

Weekly Average Leaks Repaired

282.8

Total Leaks Pending Repair

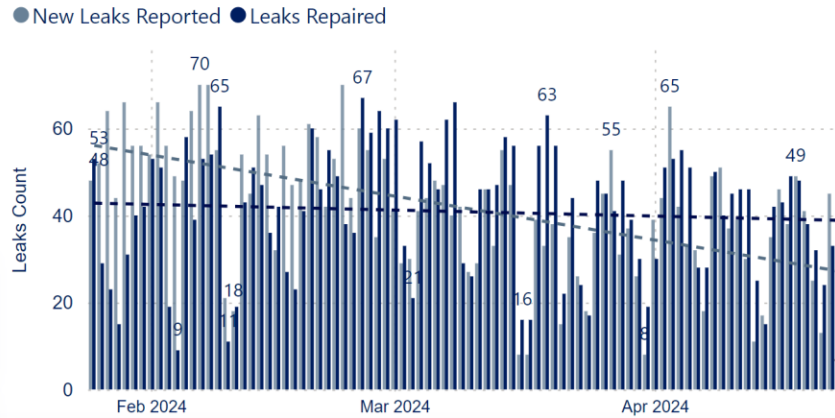
1144

Houston Water - Leak Repair Dashboard

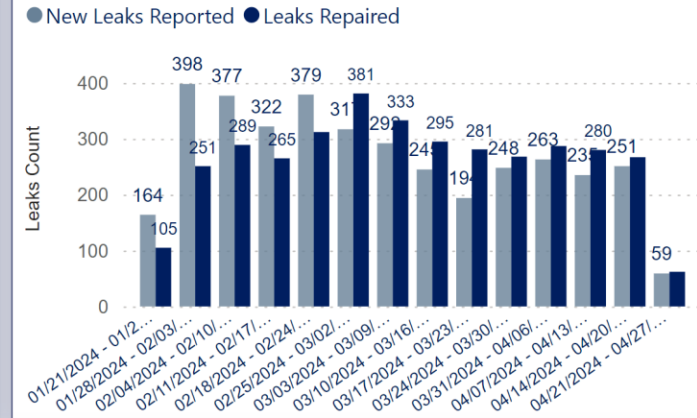
Last Data Updated

4/23/2024 7:17:26 AM

Daily New Leaks Reported/Repaired



Weekly New Leaks Reported/Repaired



Cumulative Daily Leaks Pending Repair



PROCESS IMPROVEMENTS

Contract Management

- Use of single source contract management to eliminate hard copy information and significantly reduce the use of spreadsheets
- Easier to query and track contract usage

Improved Reporting

- Adding data in our work management system to query active leaks instead of active repairs

Use of Data Analytics

- Developing real-time Power BI dashboards to track the health and progress of our repair teams and make more informed decisions

PROCURING REPAIR CONTRACTS

7 Water Line Repair Contracts

- Totaling \$35 million
- Awards expected to begin in September 2024

Mix of Competitive and Low Bid

- Intended to improve contractor availability and competition

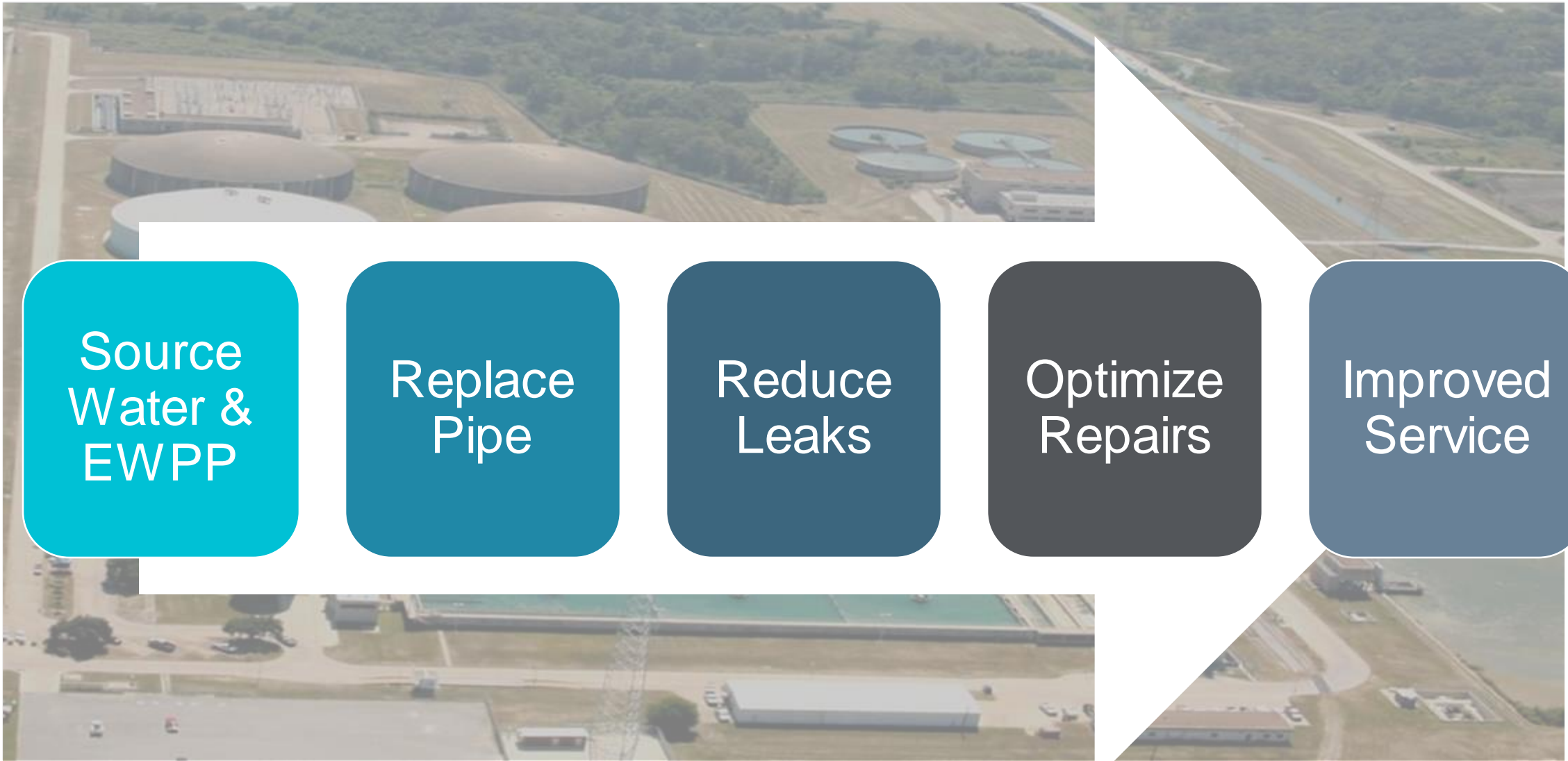
Additional Procurement Controls

- Procurement is being managed and monitored by staff outside of Houston Water

Improved Contract Language

- Specialized contract for GNEHSA for better response times
- Improved contract language to address repairs required during off-times

CRITICAL PATH FORWARD FOR HOUSTON WATER



thank you!



HoustonPublicWorks.org



@HouPublicWorks