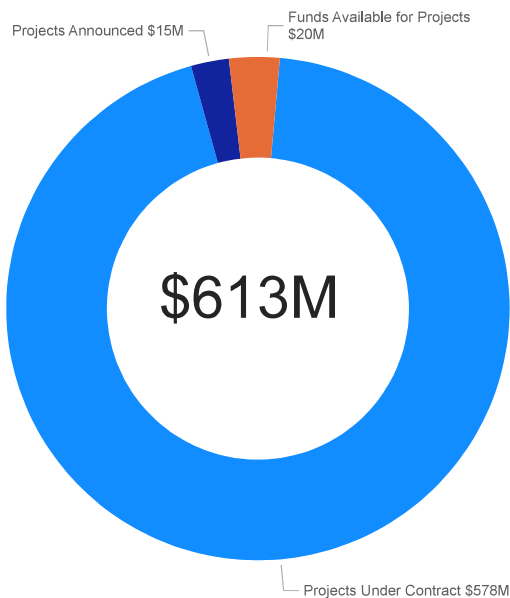


HURRICANE HARVEY-DR17 STATUS UPDATE

Funding by Project Status



DR17 Program Budgets

Activity Type	Amount
Administration	\$15,000,000
Buyout	\$48,732,898
Economic Revitalization	\$20,509,343
Homebuyer Assistance Program	\$16,246,499
Homebuyer Assistance Program 2.0	\$19,800,000
Homeowner Assistance Program	\$68,060,675
Multifamily	\$370,855,752
Planning	\$21,780,921
Public Services	\$17,175,483
Single Family New Development	\$3,589,439
Small Rental	\$11,355,269
Total	\$613,106,279

Data as of August 22, 2025

MULTIFAMILY PROGRAM UPDATE

⊗

See details

Fix this

of **\$371M**
in progress

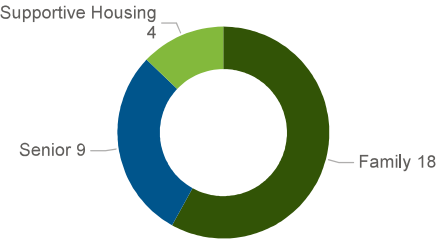
Leverage Ratio of 1:3
for every \$1 in CDBG-DR funds spent,
\$3 in additional investment is generated

Projects generate
3072 and **500**
Affordable Rate Units Market Rate Units
(<80% AMI)

Projects by Stage



Projects by Housing Type



Multifamily Project Detail

Project Name	Population Type	CDBG-DR Requested	Total Development Costs	Total Units
2100 Memorial	Senior	\$25,000,000	\$59,287,719	197
900 Winston	Senior	\$11,230,000	\$30,042,004	114
Avenue on 34th	Family	\$9,090,000	\$18,187,638	70
Bellfort Park	Family	\$3,500,000	\$14,083,048	64
Briarwest Apartments	Family	\$2,500,000	\$22,320,000	120
Canal Lofts	Family	\$12,000,000	\$34,425,000	150
Total		\$359,604,701	\$993,989,118	3572

Data as of August 22, 2025

MULTIFAMILY PROJECT DETAIL

Project Name	Population Type	CDBG-DR Requested	Total Development Costs	Total Units	LMI Units	Market Units
Canal Lofts	Family	\$12,000,000	\$34,425,000	150	100	50
West Little York	Family	\$2,350,000	\$22,830,000	150	105	45
Heritage Senior Residences	Senior	\$14,350,000	\$37,887,698	135	94	41
St Elizabeth Place	Family	\$11,519,026	\$31,465,057	85	44	41
2100 Memorial	Senior	\$25,000,000	\$59,287,719	197	159	38
South Rice Apartments	Family	\$12,400,000	\$33,085,918	115	86	29
Richmond Senior Village	Senior	\$15,500,000	\$36,483,974	125	100	25
Scott Street Lofts	Senior	\$14,500,000	\$34,673,324	123	98	25
Caroline Lofts	Family	\$19,619,640	\$39,864,269	119	95	24
OST Lofts	Family	\$19,310,000	\$33,508,508	130	109	21
Briarwest Apartments	Family	\$2,500,000	\$22,320,000	120	100	20
McKee City Living	Family	\$14,500,000	\$35,419,526	120	100	20
Edison Lofts	Family	\$8,000,000	\$27,955,394	126	107	19
Regency Lofts	Family	\$14,000,000	\$35,005,530	120	102	18
Avenue on 34th	Family	\$9,090,000	\$18,187,638	70	56	14
Ella Grand	Senior	\$12,000,000	\$31,852,011	128	115	13
900 Winston	Senior	\$11,230,000	\$30,042,004	114	102	12
Dian Street Villas	Family	\$12,344,404	\$28,971,116	108	96	12
Gala at MacGregor	Senior	\$9,900,000	\$26,624,431	85	75	10
Lockwood South	Family	\$9,950,000	\$27,330,000	80	72	8
The Gale Winds Apartments	Family	\$1,650,000	\$3,304,988	18	10	8
Connect South Apartments	Family	\$11,900,000	\$27,675,124	77	70	7
Bellfort Park	Family	\$3,500,000	\$14,083,048	64	64	0
Hay Center Campus	Supportive Housing	\$5,000,000	\$29,869,316	50	50	0
Magnificant House	Supportive Housing	\$18,656,631	\$36,742,209	149	149	0
New Hope Housing Savoy	Supportive Housing	\$13,200,000	\$33,794,447	120	120	0
NHH at Avenue J	Family	\$12,485,000	\$34,767,583	100	100	0
Summit at Renaissance Park	Family	\$14,900,000	\$81,219,572	325	325	0
Temenos Place	Supportive Housing	\$8,000,000	\$33,965,013	95	95	0
The Citadel (fka Elgin Place)	Senior	\$10,250,000	\$28,190,721	74	74	0
W. Leo Daniels Towers I	Senior	\$10,000,000	\$23,157,980	100	100	0
Total		\$359,604,701	\$993,989,118	3572	3072	500

Data as of August 22, 2025

SINGLE FAMILY PROGRAM UPDATE

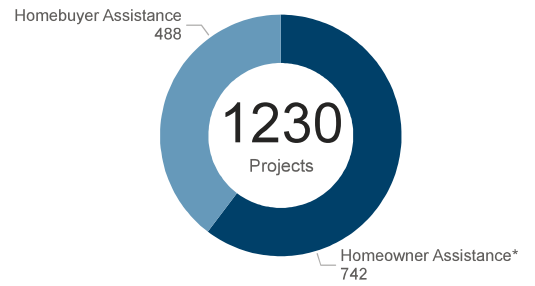
GLO Project Approval Status



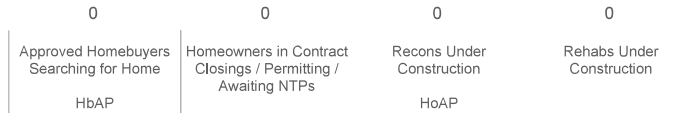
Status of GLO Approved Projects



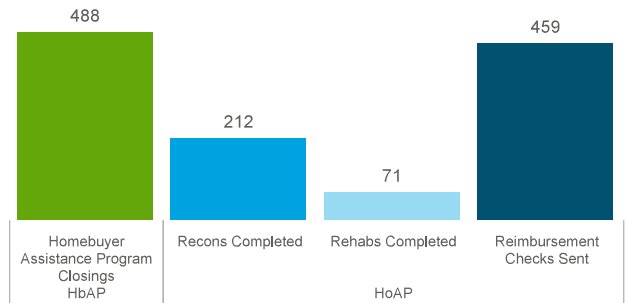
Completed GLO Approved Projects by Program



Projects in Progress by Assistance Type



Projects Completed by Assistance Type

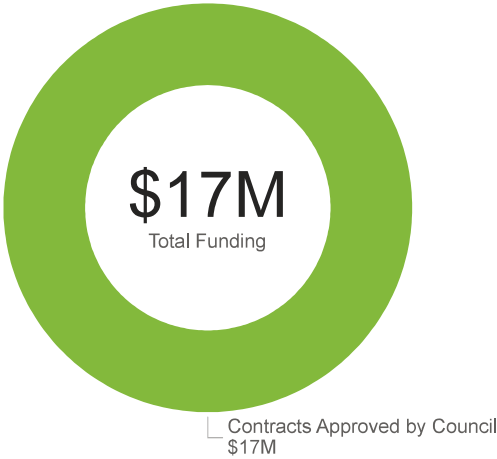


Data as of August 22, 2025

*Some homeowners may receive a reimbursement check while also participating in the rehab option.

PUBLIC SERVICES PROGRAM UPDATE

Funding by Project Status



DR17 Funding by Agency

Agency Name	Amount
Alliance	\$2,343,303
Avenue	\$293,247
Baker Ripley	\$0
Capital IDEA	\$838,715
Fifth Ward Community	\$47,950
HAWC	\$627,901
HEART Program	\$400,000
Home Builders Institute	\$1,539,612
Houston Area Urban League	\$591,949
Houston_Project Delivery_PS_LMI	\$628,350
Local Initiatives	\$2,871,777
Montrose Center	\$679,860
NestQuest	\$244,615
SEARCH	\$1,112,789
SER Jobs	\$1,375,000
TXRX	\$300,000
Village	\$832,735
Women's Home	\$1,098,137
Women's Home #2	\$1,349,543
xFunds Available for Projects	\$0
Total	\$17,175,483