

CITY OF HOUSTON OFFICE of BUSINESS OPPORTUNITY

FY2026: July 01, 2025 - September 30, 2025

Minority, Women, and Small Business Enterprise Awards Report

Appendices: DBE, ACDBE, HUB and LGBTBE Awards

Mayor John Whitmire
OBO Director Cylenchia Hoyrd



Table of Contents

<u>MWSBE Awards Summary</u>	3-5
<u>Citywide Summary</u>	
Citywide Dollars Awarded	6
Year to Date Participation Citywide	6
Citywide MWSBE Awards by Certification Type	7
Citywide MWSBE Awards by Vendor Type	7
Citywide MWSBE Awards by Ethnicity and Contract Type	7
Citywide MWSBE Awards by Ethnicity	7
Citywide MWSBE Awards by Industry Type	8
Utilization of Certified Vendors by Industry Type	8
Citywide Awards by Department	9
 Appendices	
APPENDIX A: Citywide Exempt and Waiver Contracts	10
APPENDIX B: Contracts by Council District	11
APPENDIX C: Small procurements for Historically Underutilized Businesses (HUB)	12
APPENDIX D: Lesbian, Gay, Bi-Sexual, Transgender Business Enterprises (LGBTBE)	13

Background

The Office of Business Opportunity is committed to cultivating an inclusive and competitive economic environment in the City of Houston by promoting the success of small businesses and developing Houston's workforce, with a special emphasis on historically underutilized businesses and disenfranchised individuals.

In compliance with Chapter 15, Article V of the City Code of Ordinances, this report details the progress city departments have made towards attaining the utilization goals established for the City's MWSBE program. In addition, for the purpose of reporting the awards to certified firms on all city-related contracts, this report includes the dollars amounts awarded to all certified firms including Disadvantaged Business Enterprises (DBE), Airport Concession Disadvantaged Business Enterprises (ACDBE), Historically Underutilized Businesses (HUB) and Lesbian, Gay, Bisexual and Transgender Business Enterprises (LGBTBE). This data can be found in the appendices.

MWSBE Awards Summary

For fiscal year 2026, from Jul 01, 2025 - Sep 30, 2025, the City of Houston awarded a total of \$710,957,914 to firms on construction, professional services, and goods & services agreements, with \$204,623,273 awarded to certified minority, women, and small, business enterprises (MWSBE) firms. Of that, \$94,813,045 were exempt contracts, \$128,598,465 were contracts with waivers, and \$503,741 were non-goal-oriented contracts. Therefore, the total dollar amount awarded on goal-oriented contracts was \$487,042,664, of which \$191,921,099 was awarded to certified MWSBE firms, yielding an average utilization rate of 39.4%.

When analyzing participation of MWSBE firms on **goal-oriented** contracts by **ethnicity**, Black-owned businesses received the largest share-\$79,294,528 or 41.3% of the total amount awarded to certified firms. Hispanic-owned businesses came in second, \$46,901,618 award or 24.4% of dollars awarded. Native American-owned firms came in third with \$20,452,239 or 10.7%. Caucasian Women- owned firms were fourth with \$18,567,849 or 9.7%. Other-owned firms were fifth with \$16,676,692 or 8.7%. Asian-owned firms were six with \$8,528,618 or 4.4%. Awards to certified firms each on these contracts totaled 243 with the following breakdown: Hispanic:68, Black:54, Asian:38, Caucasian Women:37, Other:20, Non-minority Male:19.

When analyzed by **industry**, MWSBE certified firms on **goal-oriented** construction contracts were awarded \$105,597,518, which is 55.0% of the total amount of \$191,857,472 awarded in all city-related construction projects. A total of \$44,753,229 was awarded to certified firms on professional services contracts out of 42.8% of all professional services contracts awarded citywide, A total of \$41,570,352 was awarded to certified firms on goods & services projects, which is 21.8% of \$190,645,747 awarded to all goods & services projects citywide.

Summary of Exempt and Contracts with Waivers

As stated above, \$94,813,045 were exempt contracts. The remaining \$128,598,465 include contracts that are subject for approval by OBO for a goal waiver due to sole source, non-divisibility, cooperative purchasing agreements, DIR, HGAC, no certified firms available, etc. Please see Appendix A for more details.

Certification Types

Minority Business Enterprise (MBE) certification applies to firms owned and operated by minorities. MBE goals may be applied to any locally funded contract type.

Women Business Enterprise (WBE) certification applies to firms owned and operated by females. As of July 1, 2013, pursuant to amendments to Chapter 15, Article V of the City Code of Ordinances, WBEs have been reinstated on construction contracts, therefore, WBE goals are now applied to any locally funded contract types.

Small Business Enterprise (SBE) certification is race and gender neutral, and applies only to eligible firms in the construction industry. SBEs can be used, up to 4%, to meet contract specific subcontracting MWBE goals on construction related contracts.

Persons with Disabilities Business Enterprise (PDBE) certification applies to eligible firms owned and operated by a disabled veteran or individuals with an existing medically determined physical or mental impairment of a chronic or permanent character. PDBE utilization may be used to augment citywide goals set by City Council. Most PDBEs have multiple certification types. At the time that a contract is awarded, the prime contractor determines which certification type will be utilized. In most cases, PDBEs are utilized as an MBE or SBE.

Disadvantaged Business Enterprise (DBE) certification is a federal certification and applies to firms owned and operated by economically disadvantaged individuals. DBE goals apply only to U.S. Department of Transportation contracts that receive Federal financial assistance.

Airport Concessionaire Disadvantaged Business Enterprise (ACDBE) certification applies to airport concessions only. Contracts awarded to these certified firms are reported separately in the appendices.

Historically Underutilized Businesses (HUB) certification based on ethnicity, U.S. Citizenship, Texas residency and principal place of business in the State of Texas. See attached Appendix.

Lesbian, Gay, Bisexual, Transgender, Business Enterprises (LGBTBE) certified by the National LGBT Chamber of Commerce to promote economic growth and contracting opportunities. See Appendix.

Goal Oriented Contracts

The following are the types of goal-oriented contracts and their annual citywide goals set by City Council. These projects are goal-oriented, which requires MWSBE utilization.

- **Construction** contracts are related to construction projects above \$1M. The citywide goal for construction contracts is 34%.
- **Professional Services** contracts (also known as Regulated contracts) require a professional license e.g. architect, engineer, attorney, or accountant etc. The citywide goal for professional services contracts is 24%.
- **Goods & Services*** contracts provide for the supply of goods and non-personal or nonprofessional services above \$100K. The citywide goal for goods & services contracts is 11%.

The following are subcategories under goods & services contracts. These are non-goal-oriented contract types and do not have citywide goals set by City Council. Note: the utilization of certified vendors on purchase orders and Pcards augments the citywide goal achievement percentage. Purchase orders and Pcard purchases are included in the "goods & services total" in this report.

- **Purchase orders:** direct orders for various purchases made from vendors.
- **PCard purchases:** direct purchases from vendors using City of Houston purchasing cards

Contracts with Waivers** are contracts that don't have a goal per Chapter 15, Article V, Section 15-83, these contracts must be reviewed and approved by the Office of Business Opportunity (OBO). The following reflect the most frequent circumstances under which OBO may approve a request to waive a contract goal:

- **Emergency Contracts** - A public or administrative emergency exists which requires the goods or services being procured to be provided with unusual immediacy.
- **Specialized Contract** - If goods and services being procured are specialized, technical or of a unique nature as to require the contracting department to select its contractor without application of a goal.
- **Economic Burden or Risk** - If requiring a goal would impose an unwarranted economic burden or risk on the City or unduly delay acquisition of the goods or services, or is not in the best interest of the City.
- **No MWSBEs Available** _ There are no MWSBEs available in the market to perform the work required in the contract or who possess the specialized license or certification required to do the work.
- **Non Divisible** - The contract cannot be divided to include the use of subcontractors.
- **Sole Source** - Contracts awarded to meet a need that can only be supplied from a firm that provides specialized and/or unique products or services.
- **Direct shipment** - Contracts where the goods are directly shipped to the customer.
- **Minimal MWSBEs Available** - The level of MWSBE availability would produce minimal MWSBE participation.

** As per the recommendation of Strategic Purchasing Division, 'Purchasing' Contracts will be referred to as 'Goods & Services'. The Report has been edited to reflect this change.*

***Departments are required to request a 0% goal from OBO, however, in some cases a department has requested a 0% goal directly from City Council.*

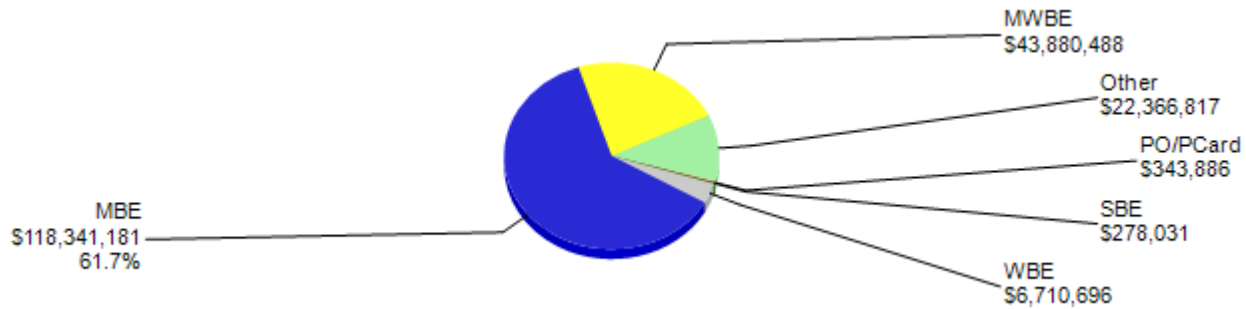
Non-Goal-Oriented Contracts – Construction contracts \$1,000,000 or less and Goods & Services contracts \$100,000 or less. These are contracts that do not require certified firms or a review from the Office of Business Opportunity.

Citywide Dollars Awarded

	A	B	C=A+B	D=B/C
Contract Type	Non MWSBE Amount	MWSBE Amount	Total Amount Awarded	MWSBE %
Construction	\$86,259,954	\$105,597,518	\$191,857,472	55.0%
Professional Services	\$59,786,215	\$44,753,229	\$104,539,445	42.8%
Goods & Services	\$149,075,395	\$41,570,352	\$190,645,747	21.8%
Total	\$295,121,564	\$191,921,099	\$487,042,664	39.4%
Exempt Contracts	\$84,840,465	\$9,972,580	\$94,813,045	10.5%
Waiver Contracts	\$125,967,451	\$2,631,014	\$128,598,465	2.0%
Non-Goal-Oriented	\$405,161	\$98,580	\$503,741	19.6%
Grand Total	\$506,334,641	\$204,623,273	\$710,957,914	28.8%

A. Non MWSBE Amount-Dollars awarded to non-certified firms on contract and non-contract projects. Non-certified prime contractors and non-certified subcontractors are both utilized on projects, therefore this category includes prime and subcontractors.
 B. MWSBE Amount - Dollars awarded to certified MWSBE firms on contract and non-contract projects. Certified MWSBEs can serve as both prime and subcontractors, therefore prime and subcontractors are both included in this category.
 C. Total Amount Awarded - Total contract and non-contract dollars awarded to certified and non-certified firms.
 D. MWSBE % - Percentage of the amount awarded to certified firms compared to the total amount awarded to certified and non-certified firms.

Citywide MWSBE Awards by Certification Type



* PO/PCards do not require that certification type be designated at the time of purchase

Citywide Summary
FY2026:
Jul 01, 2025 - Sep 30, 2025

Citywide MWSBE Awards by Vendor Type

	A		B	C=A/Grand Total
Vendor Type	Non MWSBE	MWSBE	Total Award	Percent (%)
Prime	\$290,903,619	\$115,823,436	\$406,727,056	23.8%
Prime Self Performing	\$0	\$1,512,336	\$1,512,336	0.3%
Subcontractor	\$217,252	\$74,241,440	\$74,458,692	15.2%
PO/PCard	\$4,000,693	\$343,886	\$4,344,579	0.1%
Grand Total	\$295,121,564	\$191,921,099	\$487,042,664	39.4%

* PO/Pcards do not require the vendor type designated.

Citywide MWSBE Awards by Ethnicity and Contract Type

Contract Type	Asian	Black	Caucasian Women	Hispanic	Native American	Non-minority Male	Other	Total
Construction	\$150,352	\$64,271,224	\$117,046	\$11,978,102	\$20,270,662	\$100,257	\$8,709,874	\$105,597,518
Professional Services	\$8,099,848	\$7,300,439	\$8,535,978	\$13,834,615			\$6,982,349	\$44,753,229
Goods & Services	\$278,418	\$7,722,865	\$9,914,824	\$21,088,901	\$181,577	\$1,384,420	\$999,347	\$41,570,352
Grand Total	\$8,528,618	\$79,294,528	\$18,567,849	\$46,901,618	\$20,452,239	\$1,484,677	\$16,691,571	\$191,921,099

Citywide MWSBE Awards by Ethnicity

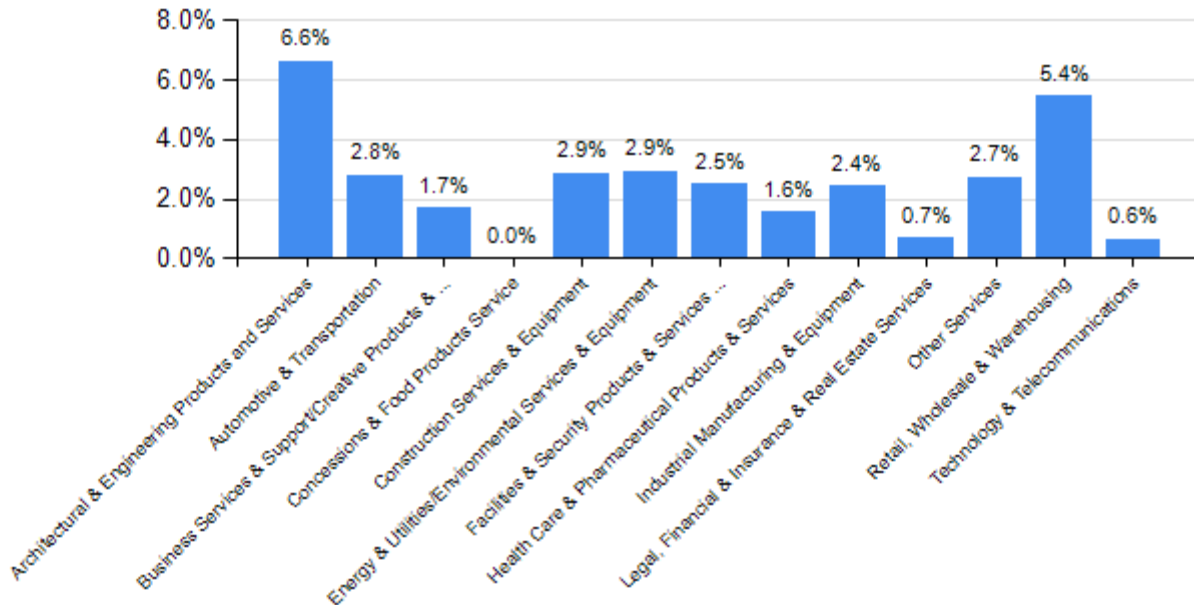
	Asian	Black	Caucasian Women	Hispanic	Native American	Non-minority Male	Other	Total
Count of Amount	38	54	37	68	4	19	23	243
Sum of Amount	\$8,528,618	\$79,294,528	\$18,567,849	\$46,901,618	\$20,452,239	\$1,484,677	\$16,691,571	\$191,921,099
Percentage	4.4%	41.3%	9.7%	24.4%	10.7%	0.8%	8.7%	100.0%

* The count in each chart represents the number of prime and subcontractors awards. The percentage represents the portion of dollars awarded to certified firms compared to the total dollar amount awarded to all certified firms.

Citywide MWSBE Awards by Industry Type

	A	B	C = B/A	D	E=D/B
Industry Type	Number of Certified Firms (1)	Number of Certified Firms Used	Percentage of Utilization	Amount(2)	Average per Vendor
Architectural & Engineering Products and Services	408	27	6.6%	\$26,031,713	\$964,138
Automotive & Transportation	285	8	2.8%	\$770,003	\$96,250
Business Services & Support/Creative Products & Services	946	16	1.7%	\$4,544,457	\$284,029
Concessions & Food Products Service	100	0	0.0%	\$0	\$0
Construction Services & Equipment	1706	49	2.9%	\$106,932,694	\$2,182,300
Energy & Utilities/Environmental Services & Equipment	170	5	2.9%	\$428,682	\$85,736
Facilities & Security Products & Services (Janitorial/Security/HVAC)	482	12	2.5%	\$26,080,725	\$2,173,394
Health Care & Pharmaceutical Products & Services	193	3	1.6%	\$592,513	\$197,504
Industrial Manufacturing & Equipment	83	2	2.4%	\$153,914	\$76,957
Legal, Financial & Insurance & Real Estate Services	290	2	0.7%	\$312,000	\$156,000
Other Services	512	14	2.7%	\$24,008,205	\$1,714,872
Retail, Wholesale & Warehousing	221	12	5.4%	\$2,023,516	\$168,626
Technology & Telecommunications	310	2	0.6%	\$42,678	\$21,339
Grand Total	5706	152	2.7%	\$191,921,099	\$1,262,639

Utilization of Certified Vendors by Industry Type



- (1) At the end of the Fiscal Year there were a total of 6068 certified firms however this includes ACDBE, DBE, LGBTBE and HUB businesses which are not applicable to the MWSBE program. The total of 5706 only includes the total MBE, WBE, SBE and PDBE certified firms which are applicable to this program.
- (2) Numbers in parathesi represent procurements with a reduced amount.

Citywide Summary
FY2026:
Jul 01, 2025 - Sep 30, 2025

FY2026 MWSBE Awards by Department ¹							
	Non MWSBE		MWSBE		Total Award		
	A		B		C=A+B		D=B/C
Department/Division ²	Count	Amount	Count	Amount	Count	Total	Current Percentage
Administration and Regulatory Affairs	45	\$790,977	4	\$38,756	49	\$829,733	4.7%
City Controller's Office	1	\$5,212	1	\$48,500	2	\$53,712	90.3%
Department of Neighborhoods	5	\$64,791	2	\$25,000	7	\$89,791	27.8%
Finance Department	7	\$2,866,922	3	\$343,722	10	\$3,210,644	10.7%
Fleet Management Department	180	\$367,757	11	\$11,505	191	\$379,262	3.0%
General Services Department	23	\$62,550,763	32	\$126,365,594	55	\$188,916,357	66.9%
Housing and Community Development Department	11	\$1,120,310	22	\$587,197	33	\$1,707,507	34.4%
Houston Airport System	97	\$1,114,786	27	\$45,248	124	\$1,160,033	3.9%
Houston Fire Department	34	\$159,288	3	\$37,246	37	\$196,535	19.0%
Houston Health Department *	4	\$105,167			4	\$105,167	
Houston Information Technology Services *	8	\$85,801			8	\$85,801	
Houston Parks and Recreation Department	14	\$183,590	1	\$18,000	15	\$201,590	8.9%
Houston Police Department *	35	\$255,553			35	\$255,553	
Houston Public Library	58	\$411,869	1	\$350	59	\$412,219	0.1%
Houston Public Works	148	\$222,512,359	126	\$63,687,972	274	\$286,200,331	22.3%
Human Resources	7	\$101,009	4	\$101,870	11	\$202,879	50.2%
Legal Department	1	\$1,200,000	1	\$300,000	2	\$1,500,000	20.0%
Mayor's Office	4	\$1,124,943	1	\$254,106	5	\$1,379,049	18.4%
Municipal Courts Department	10	\$47,326	1	\$4,200	11	\$51,526	8.2%
Planning & Development Department	4	\$49,200	2	\$11,874	6	\$61,074	19.4%
Solid Waste Management Department	1	\$3,941	1	\$39,960	2	\$43,901	91.0%
Total	697	\$295,121,564	243	\$191,921,099	940	\$487,042,664	39.4%

* Departments denoted with an asterisk only include expenditures for purchase orders and Pcards, which are not goal-oriented and do not require certified firms on each purchase. However, certified firms that were utilized on purchase orders and Pcards are counted toward the goods & services goal.

(1) Excludes Exempt and non-goal-oriented contracts

(2) The amounts for strategic Purchasing and City of Houston reflect contracts and non-contracts processed for multiple departments and cannot be applied to the certified vendor awards for one department only.

(3) Finance Department figures include General Government and Strategic Procurement Division transactions as well.

FY2026 Citywide Contracts with Exemptions or Waivers

FY2026 YTD Contracts Determined Exempt by Departments with Council Approval*		
Justification	Count	Amount
Other	8	\$31,043,213
Not Specified	23	\$45,905,225
Federal / State Funds – No Goal	20	\$15,423,689
Emergency	5	\$2,440,917
Total	56	\$94,813,045
*These contracts were not reviewed or approved by OBO		

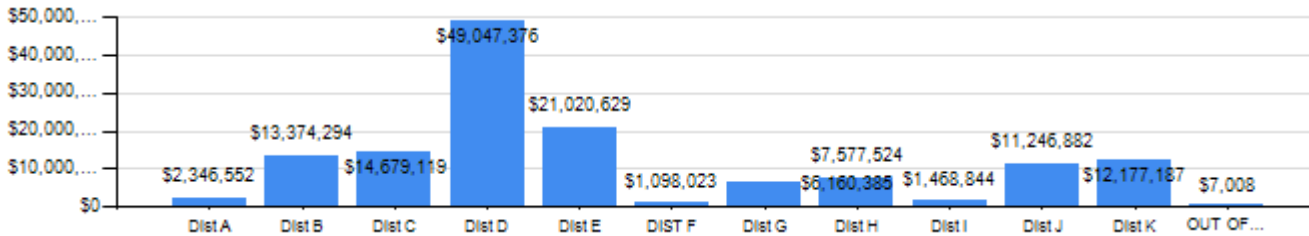
Contracts with Waivers		
Justification	Count	Amount
Specialized and/or Technical	5	\$14,224,490
Sole Source	3	\$2,653,989
Other	2	\$17,276,019
Non-Divisible	8	\$69,479,129
Minimal MWSBE	1	\$12,000,000
Interlocal Agreement	2	\$2,465,812
Emergency	1	\$500,000
Drop Shipment	16	\$9,999,027
Total	38	\$128,598,465

Exempt Contracts	\$94,813,045
Waiver Contracts	\$128,598,465
Total Exempt & Waiver Contracts	\$223,411,510

The City of Houston certifies businesses throughout a 10-county (Harris, Montgomery, San Jacinto, Liberty, Chambers, Galveston, Brazoria, Fort Bend, Waller, Austin) area. As such, this data does not show overall MWSBE participation.

FY2026 Awarded Contracts to Certified Firms by Council District

The charts below represent the amount awarded by Council District for certified firms only. The data includes construction contracts, professional services contracts, goods & services contracts, purchase order and Pcards. Exempt and non-goal-oriented contracts are excluded.



Dist A	Dist B	Dist C	Dist D	Dist E	DIST F	Dist G	Dist H	Dist I	Dist J	Dist K
\$2,346,552	\$13,374,294	\$14,679,119	\$49,047,376	\$21,020,629	\$1,098,023	\$6,160,385	\$7,577,524	\$1,468,844	\$11,246,882	\$12,177,187

Council District	Asian	Black	Caucasian Women	Hispanic	Native American	Non-minority Male	Other	Grand Total
Dist A	\$68,970	\$679,559	\$1,238,451		\$270,662	\$88,909		\$2,346,552
Dist B			\$249,119	\$13,125,175				\$13,374,294
DIST C	\$428,547	\$582,691	\$1,580,781	\$12,082,977		\$4,123		\$14,679,119
Dist D	\$2,650,725	\$46,215,074		\$0	\$181,577			\$49,047,376
Dist E		\$1,012,572		\$8,057	\$20,000,000			\$21,020,629
Dist F	\$75,645	\$404,412	\$13,830	\$604,135				\$1,098,023
Dist G	\$2,383,290	\$3,777,095	\$0	\$0				\$6,160,385
DIST H	\$160,966	\$300,000	\$6,340,637	\$9,070		\$766,851		\$7,577,524
DIST I		\$94,905	\$203,676	\$545,469		\$624,794		\$1,468,844
DIST J	\$1,189,421	\$101,123	\$3,817	\$9,952,521				\$11,246,882
Dist K		\$5,311,917	\$6,531,469	\$333,800				\$12,177,187
Non Council District	\$1,413,694	\$20,754,679	\$2,379,068	\$10,082,666				\$34,630,107
Other	\$150,352	\$60,500	\$27,000	\$157,749			\$16,691,571	\$17,087,172
Grand Total	\$8,528,618	\$79,294,528	\$18,567,849	\$46,901,618	\$20,452,239	\$1,484,677	\$16,691,571	\$191,921,099

Council District	Number of Certified firms	Number of Certified Firms With Contracts	Percentage	Council District	Female	Male	Grand Total
Dist A	361	9	2.5%	Dist A	\$1,108,100	\$1,238,451	\$2,346,552
Dist B	263	6	2.3%	Dist B	\$13,125,175	\$249,119	\$13,374,294
Dist C	363	12	3.3%	Dist C	\$6,699,748	\$7,979,371	\$14,679,119
Dist D	255	11	4.3%	Dist E	\$20,998,188	\$22,440	\$21,020,629
Dist E	111	6	5.4%	Dist F	\$1,084,193	\$13,830	\$1,098,023
Dist F	183	7	3.8%	Dist G	\$2,383,290	\$3,777,095	\$6,160,385
Dist G	350	8	2.3%	Dist H	\$1,234,869	\$6,342,655	\$7,577,524
Dist H	160	12	7.5%	DIST I	\$940,047	\$528,796	\$1,468,844
Dist I	217	8	3.7%	Dist J	\$11,195,507	\$51,375	\$11,246,882
Dist J	203	7	3.4%	Dist K	\$5,645,717	\$6,531,469	\$12,177,187
Dist K	230	6	2.6%	Non Council District	\$11,329,113	\$23,300,994	\$34,630,107
Non Council District	3372	59	1.7%	Other			\$17,087,172
Grand Total	6068	151	2.5%	Grand Total	\$75,889,576	\$50,115,699	\$142,866,715

Historically Underutilized Businesses

As stated in Administrative Policy 5-8 effective March 4, 2016, Bids must be solicited from at least two Historically Underutilized Businesses (HUBs) certified by the Office of Business Opportunity before any expenditure of more than \$3,000 but less than \$50,000 are made. This policy does not apply to Purchasing Cards (Pcard) transactions.

The following below reflects the awards to HUB for FY2026.

	Amount	Vendor	Percentage
Hub	\$ 170,106.00	19	5.8%
Not Hub	\$ 2,747,207.98	163	94.2%
Total	\$ 2,917,313.98	182	100.0%

FY2026 LGBTBE

The City of Houston Certified Firm Directory includes LGBT Business Enterprises (LGBTBE) certified by the National LGBT Chamber of Commerce (NGLCC) through the NGLCC Supplier Diversity Initiative (SDI).

On March 4, 2021 Mayor Sylvester Turner signed an executive order calling for the inclusion of NGLCC LGBT Business Enterprise (Certified LGBTBE) suppliers among the City's pool of certified companies to ensure they have equitable access to contracting and procurement opportunities throughout the city. For LGBT citizens of Houston, this inclusive initiative provides fair and equal access to contracting opportunities and economic development programs that drive innovation, create jobs, and promote economic growth throughout the region.

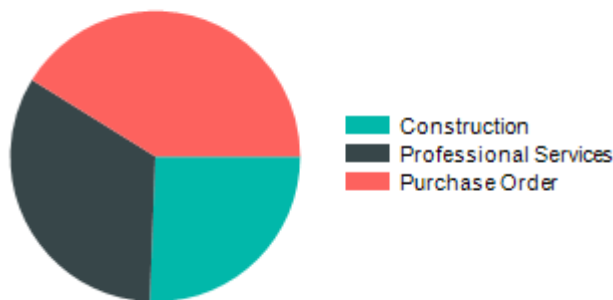
This executive order makes Houston the first city in Texas, and one of the largest in the nation, to create an initiative to intentionally expand its inclusion of LGBT-owned businesses in municipal contracting and procurement opportunities. Coupled with the educational, mentorship, networking and access to capital programs offered by both the national and Houston chamber networks, business owners from across all diverse communities in the greater Houston region will see fresh opportunities to thrive.

The LGBTBE data is included in the certified directory. In order to determine the number of LGBTBE companies that have procurements it will have to be compared to the Contracts and PO files

As of Sep 30, 2025, Fiscal Year 2026, LGBTBE certified firms were awarded \$36,126.

Procurement Type	Dept	Count	Procurement Amount
Construction	HCD	HCD	\$911.37
Construction	HCD	HCD	\$8,335.66
Professional Services	ARA	ARA	\$12,000.00
Purchase Order	HR	HR	\$823.20
Purchase Order	MCD	MCD	\$4,200.00
Purchase Order	PD	PD	\$9,856.00
Grant Total		6	\$36,126.22

LGBTBE Awards





Educate. Connect. Grow.

Created by: Katrina Williams, OBO Data Analytics & Systems Manager

Co-Produced by:

Cylenthia Hoyrd, OBO Director

Norma Meadows, OBO Chief of Staff/Title VI Coordinator

Ashley Cole, OB Administrative Specialist – Executive Level

Christa Jones, OBO Administrative Specialist

Priscilla Batiste, OBO Administrative Assistant